

CE-PH Series

125°C Low ESR

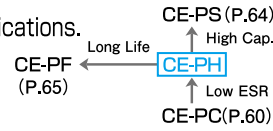
High Ripple Current,
High Capacitance



φ6.3×6.0
50V

NEW

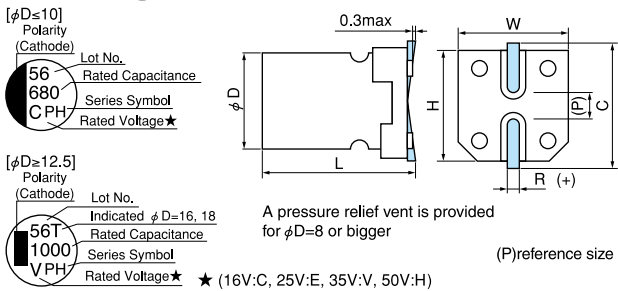
- 125°C, 2,000 to 5,000hours ● Suitable for Automotive Applications.
- Solvent proof (within 2 minutes)



Specifications

Items	Condition	Specifications				
Rated voltage (V)	—	16	25	35	50	
Surge voltage (V)	Room temperature	20	32	44	63	
Category temperature range (°C)	—	-40 to +125				
Capacitance tolerance (%)	120Hz/20°C	M : ±20				
Dissipation Factor (tan δ)	tanδ (max) 120Hz/20°C	0.20	0.16	0.14	0.14	
Leakage current (LC)	μA/after 2minutes (max)	Exceeding 1,000μF, +0.02 every 1,000μF				
Impedance ratio at low temperature	Based the value at 120Hz, +20°C	-25°C Z/Z _{20°C}	2	2	2	2
		-40°C Z/Z _{20°C}	4	3	3	3
Endurance	125°C rated voltage applied (With the rated ripple current)	Test	φ6.3 to φ10 : 2,000hours, φ12.5 : 3,000hours, φ16, φ18 : 5,000hours			
		ΔC/C	Within ±30% of the initial value			
		tan δ	Less than 300% of the specified value			
		LC	Less than the specified value			

Marking, Dimensions



(Unit : mm)

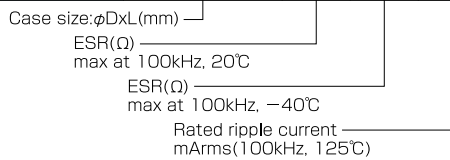
D ^{+0.5max}	L ^{±0.3}	W ^{±0.2}	H ^{±0.2}	C ^{±0.2}	R	P
6.3	6.0	6.6	6.6	7.3	0.5 to 0.8	2.2
6.3	7.7	6.6	6.6	7.3	0.5 to 0.8	2.2
8	10.5	8.3	8.3	9.0	0.7 to 1.0	3.2
10	10.5	10.3	10.3	11.0	1.0 to 1.4	4.6
12.5	13.5 ^{±0.5}	12.8	12.8	13.5	1.0 to 1.4	4.6
16	16.5 ^{±0.5}	16.3	16.3	17.3	1.7 to 2.1	7.0
18	16.5 ^{±1.0}	19.0	19.0	20.0	1.7 to 2.1	7.0
18	21.5 ^{±1.0}	19.0	19.0	20.0	1.7 to 2.1	7.0

- CE-BE
- CE-BD
- CE-BS
- CE-BSS
- CE-FE
- CE-LD
- CE-FU
- CE-FS
- CE-FSS
- CE-FH
- CE-GA
- CE-AX
- CE-KX
- CE-ZX
- CE-ZC
- CE-LX
- CE-LS
- CE-LH
- CE-LL
- CE-PC
- CE-PH
- CE-PS
- CE-PF
- CE-TH
- CE-NP
- CE-FN

Size, ESR, Rated Ripple Current

μF	V	16				25				35			
		Case size	ESR (Ω)	Rated ripple current (mA)	Temp. (°C)	Case size	ESR (Ω)	Rated ripple current (mA)	Temp. (°C)	Case size	ESR (Ω)	Rated ripple current (mA)	Temp. (°C)
22										6.3x6.0	1.6	-	110
33										6.3x6.0★	1.6	-	110
					6.3x6.0	1.6	-	110	6.3x7.7	0.45	5.0	200	
47		6.3x6.0	1.6	-	110					6.3x7.7	0.45	5.0	200
100		6.3x7.7	0.45	5.0	200	6.3x7.7	0.45	5.0	200	8x10.5	0.18	3.0	300
160										8x10.5	0.18	3.0	300
220						8x10.5	0.18	3.0	300	10x10.5	0.11	2.0	500
270						8x10.5	0.18	3.0	300				
300										10x10.5	0.11	2.0	500
330		8x10.5	0.18	3.0	300	10x10.5	0.11	2.0	500	12.5x13.5	0.08	1.0	1200
390		8x10.5	0.18	3.0	300								
470		10x10.5	0.11	2.0	500	10x10.5	0.11	2.0	500	12.5x13.5	0.08	1.0	1200
620										12.5x13.5	0.08	1.0	1200
680		10x10.5	0.11	2.0	500	12.5x13.5	0.08	1.0	1200	16x16.5	0.05	0.5	1800
910						12.5x13.5	0.08	1.0	1200				
1000		12.5x13.5	0.08	1.0	1200	16x16.5	0.05	0.5	1800	16x16.5	0.05	0.5	1800
1500		12.5x13.5	0.08	1.0	1200	16x16.5	0.05	0.5	1800	18x16.5	0.045	0.45	2000
2200		16x16.5	0.05	0.5	1800	18x16.5	0.045	0.45	2000	18x21.5	0.04	0.4	2200
3300		18x16.5	0.045	0.45	2000	18x21.5	0.04	0.4	2200				
3900		18x21.5	0.04	0.4	2200								

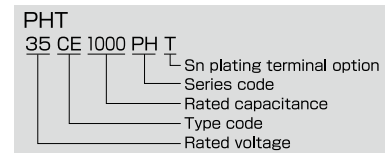
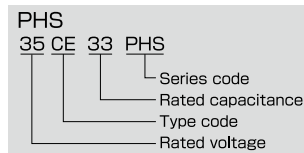
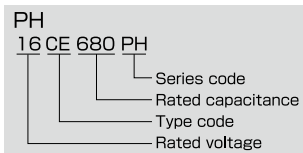
μF	V	50			
		Case size	ESR (Ω)	Rated ripple current (mA)	Temp. (°C)
10		6.3x6.0	2.0	-	70
47		8x10.5	0.45	5.0	250
100		10x10.5	0.30	3.0	350
220		12.5x13.5	0.15	1.5	700
470		16x16.5	0.09	0.9	1000
680		18x16.5	0.07	0.7	1200
1000		18x21.5	0.05	0.5	1650



Please refer to page 15 for ripple current frequency coefficients.

★PHS

Part number



- CE-BE
- CE-BD
- CE-BS
- CE-BSS
- CE-FE
- CE-LD
- CE-FU
- CE-FS
- CE-FSS
- CE-FH
- CE-GA
- CE-AX
- CE-KX
- CE-ZX
- CE-ZC
- CE-LX
- CE-LS
- CE-LH
- CE-LL
- CE-PC
- CE-PH
- CE-PS
- CE-PF
- CE-TH
- CE-NP
- CE-FN