

CE-PF Series

125°C Long Life
High Ripple Current



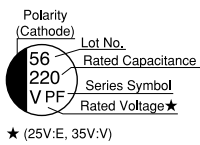
- 125°C 4,000hours
- Suitable for Automotive Applications.
- Solvent proof (within 2 minutes)



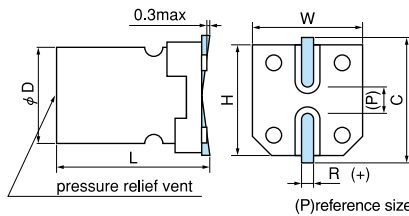
Specifications

Items	Condition	Specifications	
Rated voltage (V)	—	25	35
Surge voltage (V)	Room temperature	32	44
Category temperature range (°C)	—	-40 to +125	
Capacitance tolerance (%)	120Hz/20°C	M : ±20	
Dissipation Factor (tan δ)	tan δ (max) 120Hz/20°C	0.16	0.14
Leakage current (LC)	μA/after 2minutes (max)	0.01CV	
Impedance ratio at low temperature	Based the value at 120Hz, +20°C	-25°C Z/Z _{20°C}	2
		-40°C Z/Z _{20°C}	3
Endurance	125°C, 4,000hours rated voltage applied (With the rated ripple current)	ΔC/C	Within ±30% of the initial value
		tan δ	Less than 300% of the specified value
		LC	Less than the specified value

Marking, Dimensions



★ (25V:E, 35V:V)



(Unit : mm)

D ^{+0.5max}	L ^{±0.3}	W ^{+0.2}	H ^{+0.2}	C ^{+0.2}	R	P
8	10.5	8.3	8.3	9.0	0.7 to 1.0	3.2
10	10.5	10.3	10.3	11.0	1.0 to 1.4	4.6

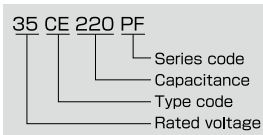
Size, ESR, Rated Ripple Current

μF	V 25			V 35		
	Case size	ESR (Ω)	Rated ripple current (mA)	Case size	ESR (Ω)	Rated ripple current (mA)
100				8×10.5	0.30	300
150	8×10.5	0.30	300			
220				10×10.5	0.20	500
330	10×10.5	0.20	500			

Please refer to page 15 for ripple current frequency coefficients.

ESR (Ω) max at 100kHz, 20°C
Rated ripple current mA Arms (100kHz, 125°C)
Case size: φD (mm)

Part number



Surface Mount Type
Aluminum Electrolytic Capacitors

- CE-BE
- CE-BD
- CE-BS
- CE-BSS
- CE-FE
- CE-LD
- CE-FU
- CE-FS
- CE-FSS
- CE-FH
- CE-GA
- CE-AX
- CE-KX
- CE-ZX
- CE-ZC
- CE-LX
- CE-LS
- CE-LH
- CE-LL
- CE-PC
- CE-PH
- CE-PS
- CE-PF
- CE-TH
- CE-NP
- CE-FN