

CE-LL Series

Low Impedance
Long Life



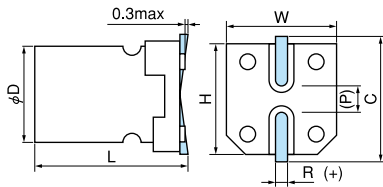
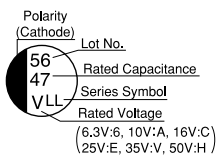
- 105°C, 7,000 to 10,000hours
- Solvent proof (within 2 minutes)



Specifications

Items	Condition	Specifications					
Rated voltage (V)	—	6.3	10	16	25	35	50
Surge voltage (V)	Room temperature	8.0	13	20	32	44	63
Category temperature range (°C)	—	-25 to +105					
Capacitance tolerance (%)	120Hz/20°C	M : ±20					
Dissipation Factor (tan δ)	tan δ (max) 120Hz/20°C	0.32	0.28	0.26	0.16	0.14	0.14
Leakage current (LC)	μA/after 2minutes (max)	The greater value of either 0.01CV or 3					
Impedance ratio at low temperature	Based the value at 120Hz, +20°C	-25°C Z/Z20°C	4	3	2	2	2
Endurance	105°C, rated voltage applied (With the rated ripple current)	Test	φD ≤ 6.3 : 7,000hours, φD ≥ 8 : 10,000hours				
		ΔC/C	Within ±30% of the initial value				
		tan δ	Less than 300% of the specified value				
		LC	Less than the specified value				

Marking, Dimensions



(Unit : mm)

D ^{+0.5max}	L ^{±0.3}	W ^{+0.2}	H ^{+0.2}	C ^{+0.2}	R	P
5	7.0	5.3	5.3	6.0	0.5 to 0.8	1.4
6.3	7.0	6.6	6.6	7.3	0.5 to 0.8	2.2
6.3	8.4	6.6	6.6	7.3	0.5 to 0.8	2.2
8	10.2	8.3	8.3	9.0	0.7 to 1.0	3.2
10	10.2	10.3	10.3	11.0	1.0 to 1.4	4.6

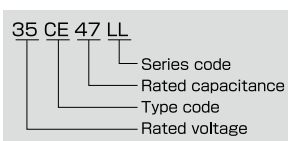
Size, Impedance, Rated Ripple Current

μF \ V	6.3	10	16	25	35	50
10					5×7.0 2.2 95	
22			5×7.0 2.2 95	5×7.0 2.2 95	5×7.0 2.2 95	6.3×8.4 1.8 100
33		5×7.0 2.2 95		6.3×7.0 1.1 140	6.3×8.4 1.0 230	8×10.2 0.53 350
47	5×7.0 2.2 95		6.3×7.0 1.1 140	6.3×7.0 1.1 140	6.3×8.4 1.0 230	8×10.2 0.53 350
100	6.3×7.0 1.1 140		6.3×7.0 1.1 140	6.3×8.4 1.0 230	8×10.2 0.22 600	10×10.2 0.35 670
150		6.3×7.0 1.1 140	6.3×8.4 1.0 230	8×10.2 0.22 600		
220	6.3×8.4 1.0 230		6.3×8.4 1.0 230	8×10.2 0.22 600	10×10.2 0.16 850	
330	6.3×8.4 1.0 230		8×10.2 0.22 600	10×10.2 0.16 850		
470	8×10.2 0.22 600		10×10.2 0.16 850			
1000	10×10.2 0.16 850					

Please refer to page 15 for ripple current frequency coefficients.

Case size: φDxL(mm)
Impedance(Ω) max at 100kHz, 20°C
Rated ripple current mA Arms (100kHz, 105°C)

Part number



Surface Mount Type
Aluminum Electrolytic Capacitors

- CE-BE
- CE-BD
- CE-BS
- CE-BSS
- CE-FE
- CE-LD
- CE-FU
- CE-FS
- CE-FSS
- CE-FH
- CE-GA
- CE-AX
- CE-KX
- CE-ZX
- CE-ZC
- CE-LX
- CE-LS
- CE-LH
- CE-LL
- CE-PC
- CE-PH
- CE-PS
- CE-PF
- CE-TH
- CE-NP
- CE-FN