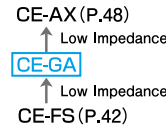


# CE-GA Series

Low Impedance  
5.4mm Height



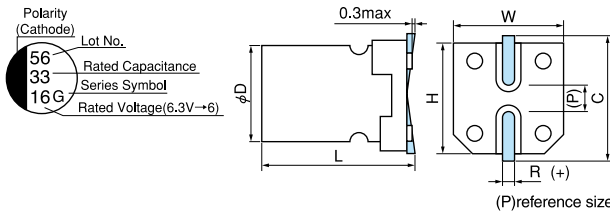
- 105°C, 1,000hours
- Solvent proof (within 2 minutes)



## Specifications

Items	Condition	Specifications							
Rated voltage (V)	—	6.3	10	16	25	35	50	63	
Surge voltage (V)	Room temperature	8.0	13	20	32	44	63	79	
Category temperature range (°C)	—	-55 to +105							
Capacitance tolerance (%)	120Hz/20°C	M : ±20							
Dissipation Factor (tan δ)	tan δ (max) 120Hz/20°C	0.24	0.20	0.16	0.14	0.12	0.12	0.12	
Leakage current (LC)	μA/after 2minutes (max)	The greater value of either 0.01CV or 3							
Impedance ratio at low temperature	Based the value at 120Hz, +20°C	-40°C Z/Z <sub>20°C</sub>	3	2	2	2	2	2	2
		-55°C Z/Z <sub>20°C</sub>	5	4	4	3	3	3	3
Endurance	105°C, 1,000hours rated voltage applied (With the rated ripple current)	ΔC/C	Within ±25% of the initial value						
		tan δ	Less than 200% of the specified value						
		LC	Less than the specified value						

## Marking, Dimensions



(Unit : mm)

D <sup>+0.5max</sup>	L <sup>+0.1 -0.2</sup>	W <sup>±0.2</sup>	H <sup>±0.2</sup>	C <sup>±0.2</sup>	R	P
4	5.4	4.3	4.3	5.0	0.5 to 0.8	1.0
5	5.4	5.3	5.3	6.0	0.5 to 0.8	1.4
6.3	5.4	6.6	6.6	7.3	0.5 to 0.8	2.2

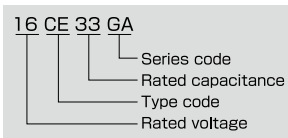
## Size, Impedance, Rated Ripple Current

μF	V		6.3		10		16		25		35		50		63					
	4	5	4	5	4	5	4	5	4	5	4	5	4	5	4	5				
1.0											4	3.1	68	4	7.4	37	4	8.0	20	
2.2											4	2.9	68	4	6.6	45	4	8.0	24	
3.3											4	2.7	68	4	5.4	52	5	3.5	40	
4.7									4	2.3	68	4	2.3	68	5	2.9	75	5	3.5	40
10					4	2.3	68	5	1.1	105	5	1.1	105	6.3	1.3	120	6.3	1.6	65	
22	4	2.3	68	5	1.1	105	5	1.1	105	6.3	0.6	155	6.3	0.6	155	6.3	1.3	120		
33	5	1.1	105	5	1.1	105	6.3	0.6	155	6.3	0.6	155	6.3	0.6	155					
47	5	1.1	105	6.3	0.6	155	6.3	0.6	155	6.3	0.6	155	6.3	0.6	155					
100	6.3	0.6	155	6.3	0.6	155	6.3	0.6	155											
220	6.3	0.6	155																	

Please refer to page 15 for ripple current frequency coefficients.

Rated ripple current  
mA rms (100kHz, 105°C)  
Case size: φD (mm)  
Impedance (Ω)  
max at 100kHz, 20°C

## Part number



Surface Mount Type  
Aluminum Electrolytic Capacitors

- CE-BE
- CE-BD
- CE-BS
- CE-BSS
- CE-FE
- CE-LD
- CE-FU
- CE-FS
- CE-FSS
- CE-FH
- CE-GA
- CE-AX
- CE-KX
- CE-ZX
- CE-ZC
- CE-LX
- CE-LS
- CE-LH
- CE-LL
- CE-PC
- CE-PH
- CE-PS
- CE-PF
- CE-TH
- CE-NP
- CE-FN