

CE-FE Series

Small, Low Profile

3.9mm Height



- 105°C, 1,000hours
- Solvent proof (within 2 minutes)

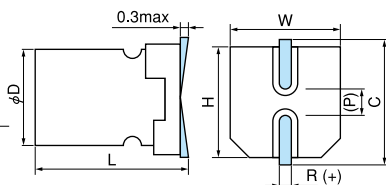
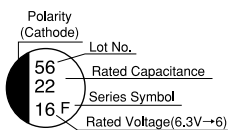
CE-FD (On the web)
↓ Low Profile
CE-FE

Surface Mount Type
Aluminum Electrolytic Capacitors

Specifications

Items	Condition	Specifications						
Rated voltage (V)	—	6.3	10	16	25	35	50	
Surge voltage (V)	Room temperature	8.0	13	20	32	44	63	
Category temperature range (°C)	—	-40 to +105						
Capacitance tolerance (%)	120Hz/20°C	M : ±20						
Dissipation Factor (tan δ)	tanδ (max) 120Hz/20°C	0.38	0.32	0.20	0.16	0.14	0.14	
Leakage current (LC)	µA/after 2minutes (max)	The greater value of either 0.01CV or 3						
Impedance ratio at low temperature	Based the value at 120Hz, +20°C	-25°C Z/Z _{20°C}	4	3	2	2	2	2
		-40°C Z/Z _{20°C}	10	8	6	4	4	4
Endurance	105°C, 1,000hours rated voltage applied (With the rated ripple current)	ΔC/C	Within ±30% of the initial value					
		tan δ	Less than 300% of the specified value					
		LC	Less than the specified value					

Marking, Dimensions



(P)reference size

(Unit : mm)

D ^{+0.5max}	L ^{+0.1 -0.2}	W ^{±0.2}	H ^{±0.2}	C ^{±0.2}	R	P
5	3.9	5.3	5.3	6.0	0.5 to 0.8	1.4
6.3	3.9	6.6	6.6	7.3	0.5 to 0.8	2.2

Size, Rated Ripple Current

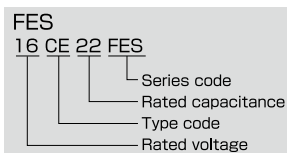
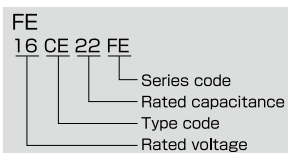
µF \ V	6.3	10	16	25	35	50
1.0						5×3.9 6
2.2						5×3.9 10
3.3						5×3.9 12
4.7				5×3.9 13	5×3.9 13	5×3.9 16
10			5×3.9 18	5×3.9 21	5×3.9 22	6.3×3.9 23
22			5×3.9★ 26			
	5×3.9 23	5×3.9 25	6.3×3.9 31	6.3×3.9 35	6.3×3.9 34	
33		5×3.9★ 30				
	5×3.9 28	6.3×3.9 35	6.3×3.9 35	6.3×3.9 42		
47	5×3.9★ 34					
	6.3×3.9 42	6.3×3.9 38	6.3×3.9 42			
68	6.3×3.9 49					
100	6.3×3.9 52					

Please refer to page 15 for ripple current frequency coefficients.
★FES

Rated ripple current
mA_{RMS}(120Hz, 105°C)

Case size:φDxL(mm)

Part number



- CE-BE
- CE-BD
- CE-BS
- CE-BSS
- CE-FE
- CE-LD
- CE-FU
- CE-FS
- CE-FSS
- CE-FH
- CE-GA
- CE-AX
- CE-KX
- CE-ZX
- CE-ZC
- CE-LX
- CE-LS
- CE-LH
- CE-LL
- CE-PC
- CE-PH
- CE-PS
- CE-PF
- CE-TH
- CE-NP
- CE-FN